



Livestock Theft Report: Title: Livestock Theft a Global and South African Perspective


National Red Meat Producers Congress 11 and 12 September 2018

Royal Elephant Hotel and Conference Centre Pretoria

Willie Clack

National Chairperson Livestock Theft Prevention

27^{th/st} **NATIONAL** CONFERENCE
NASIONALE & CONGRESS
KONFERENSIE & KONGRES



African proverb
“If the rhythm of the
drumbeats changes, the
dance steps must adapt”

27th/ste NATIONAL CONFERENCE
NACIONALE & CONGRESS
KONFERENSI & KONGRES

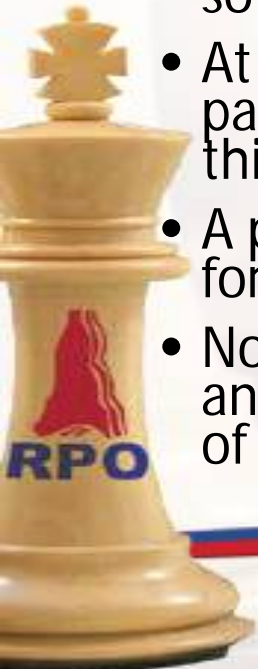
Introduction

- Livestock Theft as a Global Crime
- Evidence of Livestock Theft Globally
- The Official Structures Available to Livestock Producers In South Africa for the Prevention of Livestock Theft
- The Extent of Livestock Theft in South Africa in 2018
- Number of cases reported
- Number of livestock theft cases 2017/2018
- Detection rate
- Conviction rate
- Comparative Performance Indicators
- The Economic Impact of Livestock Theft



Approach of the paper

- Academic in nature
- Life is a game with many rules but no referee. One learns how to play it more by watching it than by consulting any book. Small wonder, then, that so many play dirty, that so few wins, that so many lose.
- At all costs try to avoid granting yourself the status of the victim. Of all the parts of your body, be most vigilant over your index finger, for it is blame-thirsty.
- A pointed finger is a victim's logo-the opposite of the V-sign and a synonym for surrender.
- No matter how abominable your condition may be, try not to blame anything or anybody: history, the state, superiors, race, parents, the phase of the moon



Livestock Theft as a Global Crime

- Internationally, livestock theft is defined as robbery involving the theft of livestock
- Different terminology is used in different parts of the world when referring to livestock theft,
- South Africa - stock theft
- European countries and the USA - cattle raiding
- Eastern and Northern Africa cattle rustling
- India lifting and
- Australia. cattle duffing
- Irrespective of the international classification of crime for statistical purposes as proposed by the United Nations Organised Crime and Drug Unit (UNODC), the South African criminal justice system does not provide for the different categories of the crime



Evidence of Livestock Theft Globally

- An abundance of evidence in the written paper
- Not necessary to repeat



27th/ste NATIONAL CONFERENCE
NASIONALE & CONGRESS
KONFERENSI & KONGRES

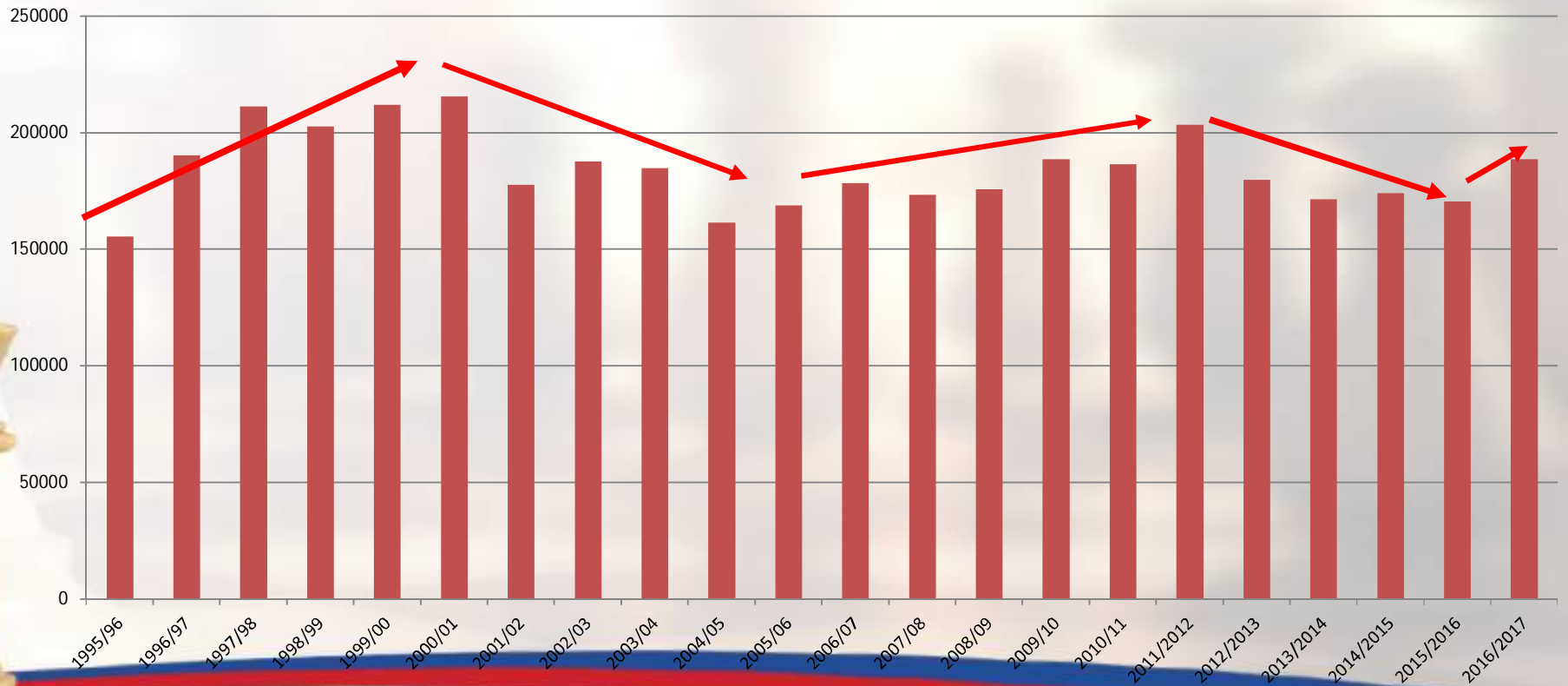
The Official Structures Available to Livestock Producers in South Africa for the Prevention of Livestock Theft

- Stock theft Information Centers
- Provincial Livestock Theft Prevention Forums
- National Livestock Theft Prevention Forum
 - The central theme is that the forums are PRODUCER driven



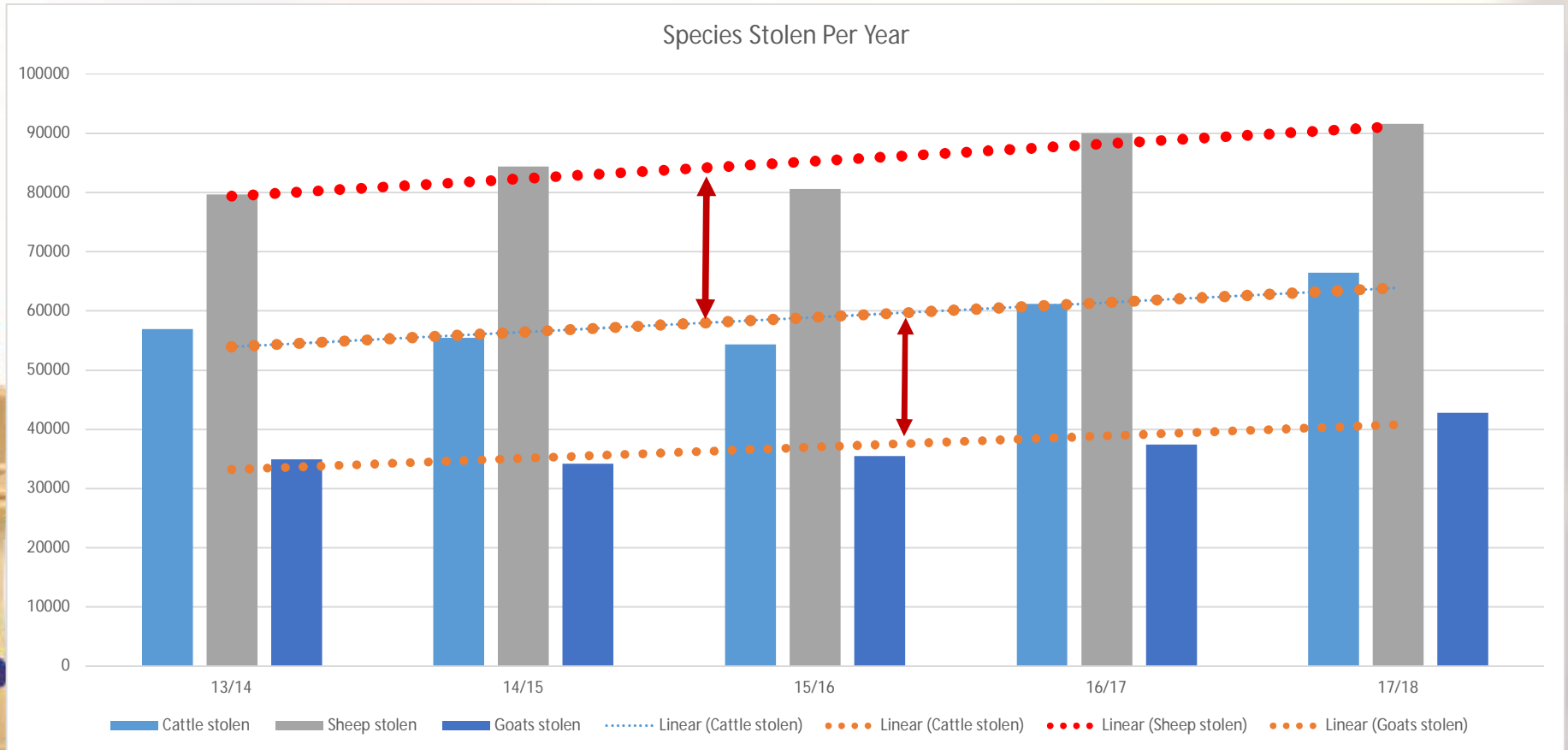
27th/ste **NATIONAL** CONFERENCE
NASIONALE & CONGRESS
KONFERENSIE & KONGRES

The extent of livestock theft in South Africa in 2018

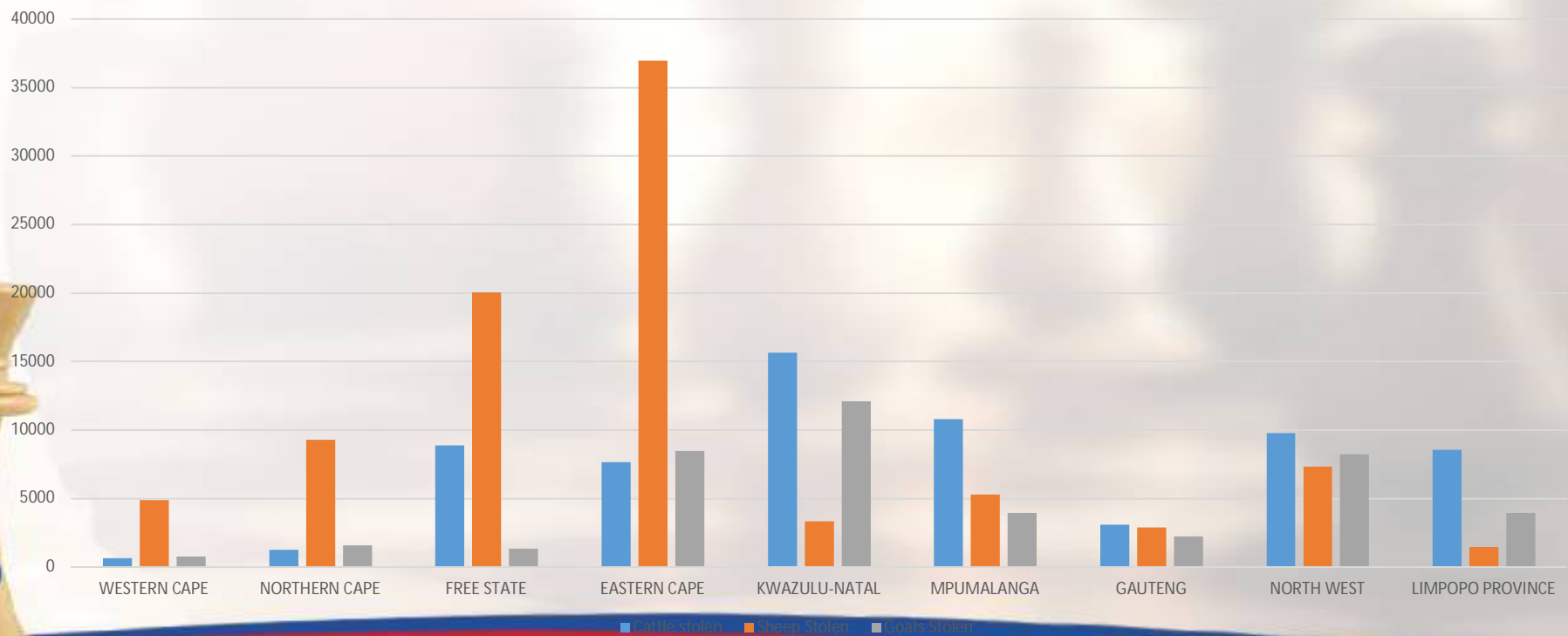


27th/ste NATIONAL CONFERENCE & CONGRESS
NASIONALE KONFERENSIE & KONGRES

Number of livestock theft cases, 2017/2018

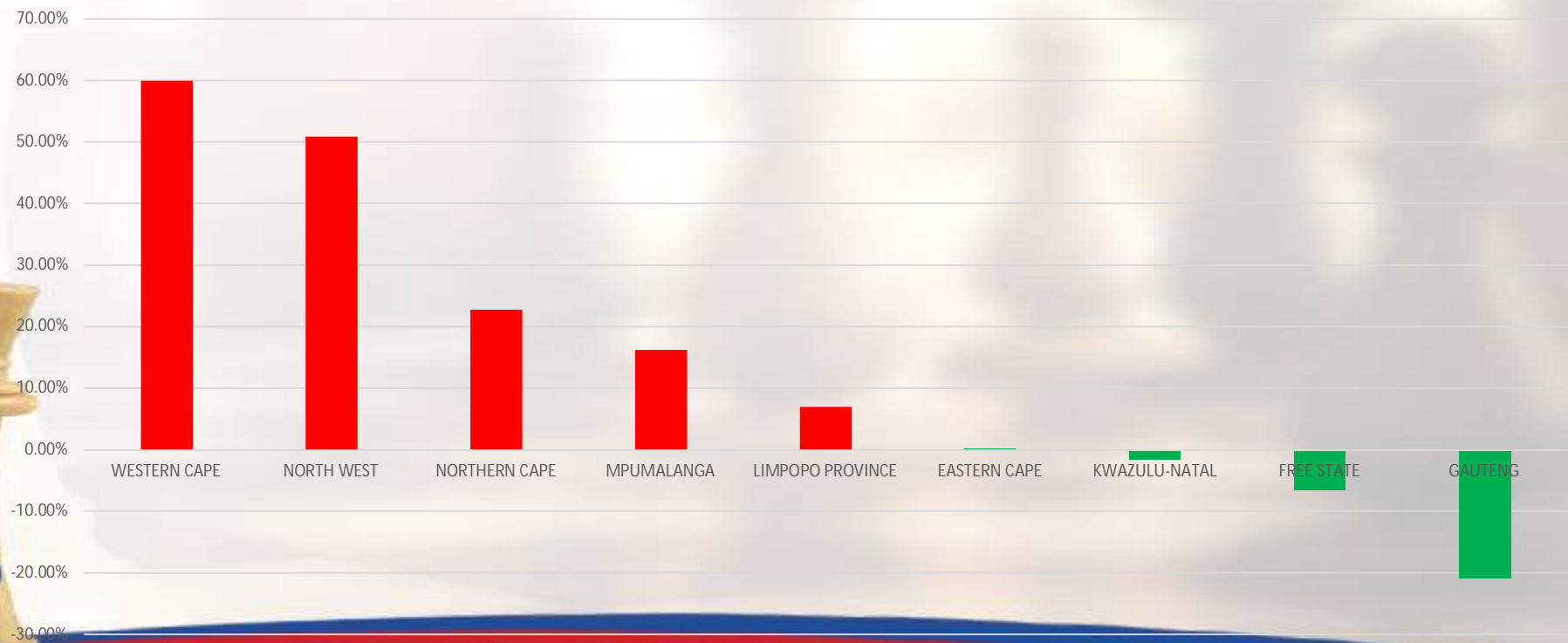


Livestock Theft Per Province



27th/ste NATIONAL CONFERENCE & CONGRESS
NASIONALE KONFERENSIE & KONGRES

Increase or decrease in livestock theft by province



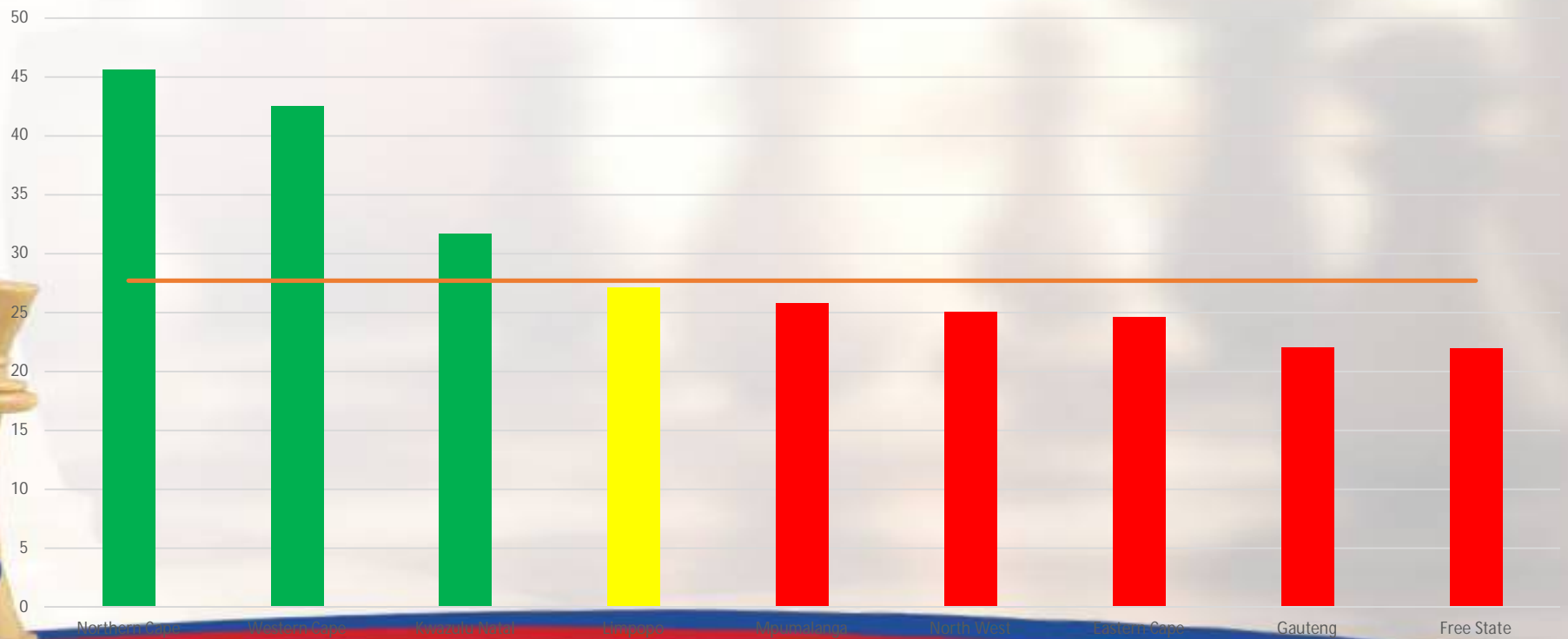
27th/ste NATIONAL CONFERENCE & CONGRESS
Nasionale Konferensie & Kongres

Detection rate

- According to the SAPS, a successful investigation result comprises:
 - the positive identification, arrest and charging of a perpetrator
 - investigations withdrawn by the complainant before the perpetrator is charged
 - investigations closed as unfounded
- This is questionable but not part of this presentation

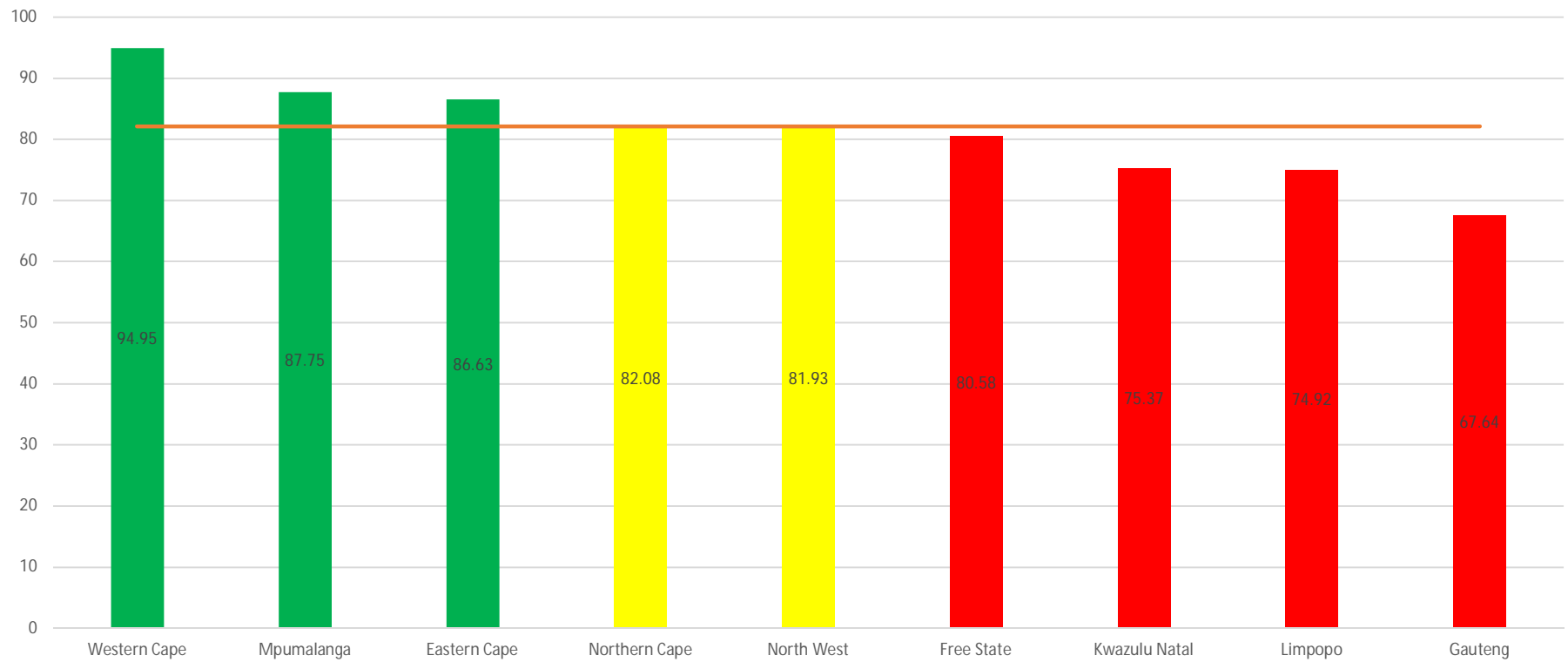


Detection rate per province, 2017/2018



27th/ste NATIONAL CONFERENCE & CONGRESS
Nasionale Konferensie & Kongres

Conviction Rate 2017/2018



	Western Cape	Northern Cape	Free State	Eastern Cape	Kwazulu Natal	Mpumalanga	Gauteng	North West	Limpopo
Recovery rate Cattle	11,13%	32,71%	32,50%	26,90%	43,86%	26,72%	31,73%	26,11%	22,70%
Recovery rate Sheep	19,35%	25,37%	22,56%	15,03%	32,50%	16,74%	17,51%	19,48%	17,63%
Recovery Rate Goats	18,76%	67,61%	15,37%	19,80%	31,53%	13,47%	16,57%	20,60%	15,87%
	16,41%	41,90%	23,48%	20,58%	35,96%	18,98%	21,94%	22,06%	18,74%
Increase/Decrease Cattle Stolen	196,92%	37,84%	-14,13%	14,83%	6,18%	30,13%	1,30%	-1,29%	23,18%
Increase/Decrease Sheep Stolen	49,36%	27,02%	-0,78%	-5,10%	-12,12%	14,57%	-28,42%	16,70%	2,24%
Increase Decrease Goats Stolen	67,71%	-3,96%	-28,07%	15,64%	-7,16%	-8,54%	-32,09%	1259,64%	-15,58%
Increase/A=Decres All Livestock	104,66%	20,30%	-14,33%	8,45%	-4,37%	12,05%	-19,74%	425,01%	3,28%
Detection Rate	42,52%	45,63%	22,01%	24,61%	31,73%	25,85%	22,04%	25,07%	27,17%
Conviction rate	94,95%	82,08%	80,58%	86,63%	75,37%	87,75%	67,64%	81,93%	74,92%
	68,74%	63,86%	51,30%	55,62%	53,55%	56,80%	44,84%	53,50%	51,05%

27th/ste NATIONAL CONFERENCE & CONGRESS
NASIONALE KONFERENSIE & KONGRES

The Economic Impact of Livestock Theft

Value of all livestock stolen and recovered, and the resulting financial loss

	2013/2014	2014/2015	2015/2016	2016/2017	2017/2018
Stolen	R 788 536 200	R 819 045 200	R 877 381 700	R 1 058 806 200	R 1 222 352 592
Recovered	R 277 475 800	R 301 452 200	R 309 211 200	R 324 285 400	R 344 104 296
Loss	R 511 060 400	R 517 593 000	R 568 170 500	R 734 520 800	R 878 248 296



Value of livestock stolen and recovered, and the resulting financial loss per type of animal

		2013/2014	2014/2015	2015/2016	2016/2017	2017/2018
Cattle	Stolen	R 598 017 000	R 610 467 000	R 653 148 000	R 796 328 000	R 925 348 84
	Recovered	R 231 735 000	R 247 632 000	R 251 676 000	R 263 965 000	R 285 627 94
	Loss	R 366 282 000	R 362 835 000	R 401 472 000	R 532 363 000	R 639 720 90
Sheep	Stolen	R 127 540 800	R 143 541 200	R 153 183 700	R 180 086 000	R 196 116 02
	Recovered	R 26 660 800	R 35 523 200	R 38 243 200	R 36 006 000	R 37 422 18
	Loss	R 100 880 000	R 108 018 000	R 114 940 500	R 144 080 000	R 158 693 84
Goats	Stolen	R 62 978 400	R 65 037 000	R 71 050 000	R 82 392 200	R 100 887 73
	Recovered	R 19 080 000	R 18 297 000	R 19 292 000	R 24 314 400	R 21 054 17
	Loss	R 43 898 400	R 46 740 000	R 51 758 000	R 58 077 800	R 79 833 55



THANK YOU

- Thank you to the Vice-Chairperson Johan Stadler and my predecessors Koos vd Ryst and Jaco Mare
- The staff of the National Office (Gerhard Schutte, Corine Steyn and Twanette Buchler) for their contributions in making it possible to make a difference.
- The different provincial chairpersons for their support and their staff in the provincial offices.
- Most importantly thanks to Brig Kgopodithatha (Gops) and his team in SAPS head office and the provinces for all there support

